

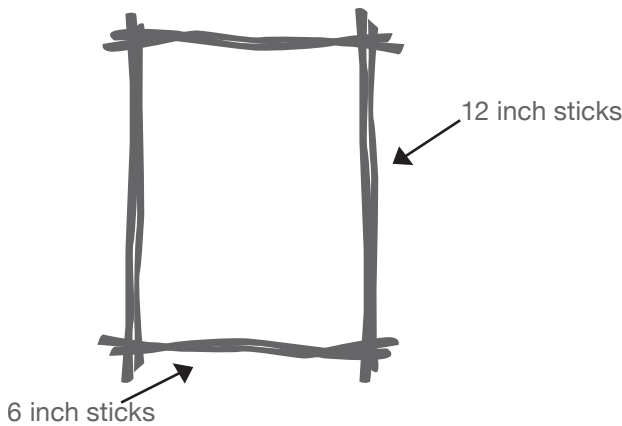
Materials:

Two or Four - 12 inch sticks
Two or Four - 6 inch sticks
Silk leaves, any color you choose


Glue
Brown thread and needle
Brown twine or yarn

Instructions:


1. Start by arranging your sticks into a rectangle. In this diagram, we used two sticks on each side of the rectangle, but only one stick is required.



3. Place the stick frame on a work surface. Glue the leaves together so they overlap in several areas and fill the frame window. Be careful not to glue the leaves to the work surface.



2. Tie the ends of the sticks together with brown thread or yarn. You can also use glue to secure your sticks.



4. Using a needle and brown thread, attach each corner of the glued leaves to the stick frame. Use yarn or string to hang your leaf frame outside or in a sunny window.

