



You'll need

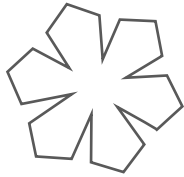
- Printed and cut template pieces
- Sparkle white felt
- Light blue felt
- Aqua blue felt
- 1 Pink fashion gem
- Hot glue or craft glue (hot glue should be used by adults only)
- Scissors
- Light and dark colored pencils (for tracing)




snowflake - sparkle white felt



medium snowflake - light blue felt



center snowflake - light blue felt



small snowflake - aqua blue felt

Instructions

Trace the template pieces onto their designated felt color. Cut out the felt pieces and glue them together using the image as a guide. Attach 1 pink fashion gem to the very center. Cut a piece of felt 1 1/2 inches long and form a loop. Glue it to the back of the ornament. You can attach a tree hook or ribbon through the loop and hang the ornament from a holiday tree.

